SETOR NOVA ROSA DA PENHA - ANO 2025

N365 ≅ N401 ≅ N1547

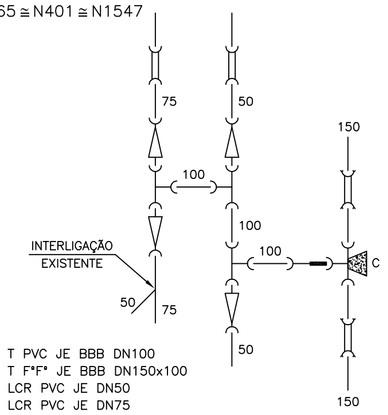

03 T PVC JE BBB DN100
01 T F*F* JE BBB DN150x100
01 LCR PVC JE DN50
01 LCR PVC JE DN75
02 LCR F*F* JM DN150
02 RD PVC JE PB DN100x50
02 RD PVC JE PB DN100x75
01 AD PVC JExF*F* BP DN100x100

N1177

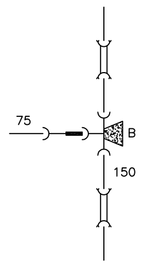

01 T F*F* JE BBB DN150x80
02 LCR F*F* JM DN150
01 AD PVC JExF*F* BP DN75x80

N1177a

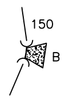

01 C PVC JE BB 22° DN150

N1177b

01 C F*F* JE BB 90° DN150

N374/N396

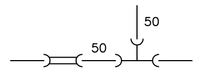

01 T PVC JE BBB DN50
01 LCR PVC JE DN50

N1241

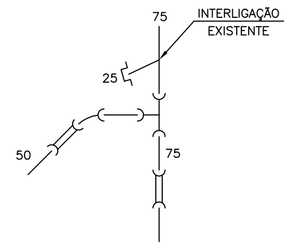

01 T PVC JE BBB DN75x50
01 LCR PVC JE DN50
01 LCR PVC JE DN75
01 C PVC JE PB 45° DN50
01 K PVC SOLDÁVEL DN25

N383

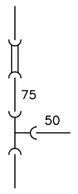

01 T PVC JE BBB DN75x50
01 LCR PVC JE DN75

N347

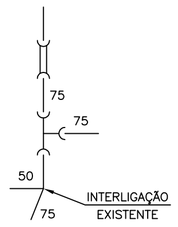

01 T PVC JE BBB DN75
01 LCR PVC JE DN75

N346 ≅ N1151

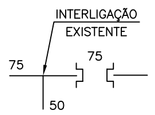

02 K PVC JE DN75

DISTRITO DE MEDIÇÃO E CONTROLE 3

→

N1482 ≅ N1483 ≅ N1497

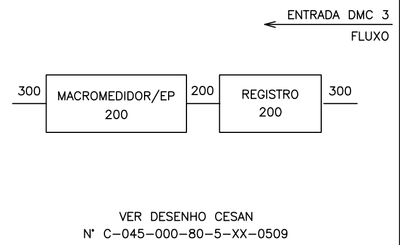

N587/N585/N602/N571/N572/N586/N588/ N589/N606/N607/N1089/N1088/N1409/N565

01 K PVC JE DN50

N516

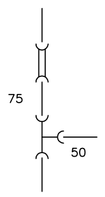

01 T PVC JE BBB DN75x50
01 LCR PVC JE DN75

N526

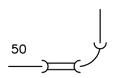

01 LCR PVC JE DN50
01 C PVC JE PB 90° DN50

N600

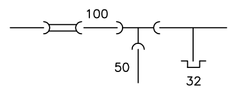

01 T PVC JE BBB DN100x50
01 LCR PVC JE DN100
01 K PVC SOLDÁVEL DN32

N1588 ≅ N1589

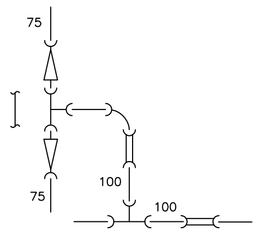

02 T PVC JE BBB DN100
02 LCR PVC JE DN100
01 C PVC JE PB 90° DN100
02 RD PVC JE PB DN100x75

N1553

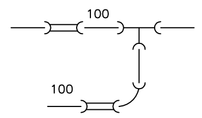

01 T PVC JE BBB DN100
02 LCR PVC JE DN100
01 C PVC JE PB 90° DN100

N176/N185/N184/N173

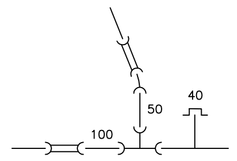

01 T PVC JE BBB DN100x50
01 LCR PVC JE DN50
01 LCR PVC JE DN100
01 C PVC JE PB 22° DN50
01 K PVC SOLDÁVEL DN40

N190

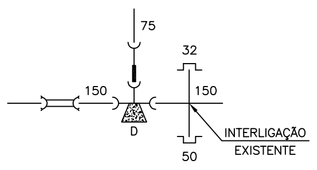

01 T F*F* JE BBB DN150x80
01 LCR F*F* JM DN150
01 AD PVC JExF*F* BP DN75x80
01 K PVC SOLDÁVEL DN32
01 K PVC JE DN50

N596

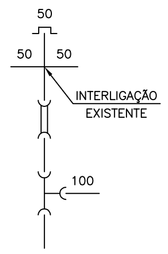

01 T PVC JE BBB DN100
01 LCR PVC JE DN100
01 K PVC JE DN50

N1166

01 K PVC JE DN75

N1529 ≅ N1530/N1531 ≅ N1533

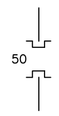

02 K PVC JE DN50

N583

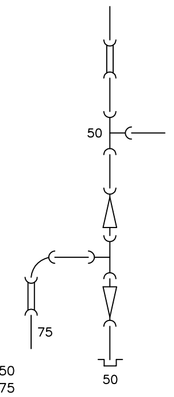

01 T PVC JE BBB DN50
01 T PVC JE BBB DN75
01 LCR PVC JE DN50
01 LCR PVC JE DN75
01 C PVC JE PB 90° DN75
02 RD PVC JE PB DN75x50
01 K PVC JE DN50

N583a

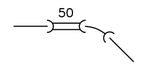

01 LCR PVC JE DN50
01 C PVC JE 45° DN50

LEGENDA

- REDE PROJETADA–2025
- REDE EM SUBSTITUIÇÃO
  - DN 50 mm
  - DN 75 mm
  - DN 100 mm
  - DN 150 mm
  - DN ≥ 200 mm
- REDE EXISTENTE
- REDE A SER DESATIVADA
- CAIXA PARA PROTEÇÃO/MANUTENÇÃO
- BLOCOS DE ANCORAGEM

NOTAS

1. PRESSÃO DE SERVIÇO PARA DIMENSIONAMENTO DOS BLOCOS DE ANCORAGEM: A=30mca, B=50mca, C=70mca, D=90mca, E=100mca.

NÚMEROS	TÍTULOS
PRINCIPAIS DESENHOS DE REFERÊNCIA	

Nº	LOCAL	DISCRIMINAÇÃO	DES.	DIV.	GER.	DATA
REVISÃO						

CANCELA E SUBSTITUI O DESENHO NÚMERO:

CANCELADO E SUBSTITUÍDO PELO DESENHO NÚMERO:

CENTRO DE DOCUMENTAÇÃO
RECEBIDO: __/__/__
Nº DOC.: _____ ASS.: _____
APROVAÇÃO CESAN:
ASS.: _____ MATR.: _____
UNID.: _____ DATA: __/__/__
ESTA APROVAÇÃO NÃO ISENTA A CONTRATADA DE SUAS RESPONSABILIDADES LEGAIS.

EMITENTE: GANEM Engenharia Ltda
PROJETADO: LORENA SANTOS PEREIRA
COORDENADOR: ANA CLAUDIA JACOB
CREA: 019602/D REGIÃO: ES
CREA: 6668/D REGIÃO: ES
DESENHO: CRISTINA
Nº DES. PROJETISTA:
DATA: NOVEMBRO/11
RESPONSÁVEL TÉCNICO: JULIO CESAR ALI GANEM
CREA: 24918/D REGIÃO: MG ART Nº: _____ DATA: _____

EMISSÃO CESAN	DATAS
PROJETADO:	
CREA:	
DESENHADO:	
VERIFICADO:	
DIVISÃO: ENGª LUCIANA CALLEGARI SPAVIER	
GERÊNCIA: ENGª Mª DA GLÓRIA BYRRO AUBIN	

CESAN

MUNICÍPIO: CARIACICA | DISTRITO: DIVERSOS | BAIRRO: DIVERSOS

NOME DO EMPREENDIMENTO: SISTEMA DE ABASTECIMENTO DE ÁGUA DA GRANDE VITÓRIA

TÍTULO: ANÁLISE OPERACIONAL DO SISTEMA
SETOR NOVA ROSA DA PENHA
REDE DE DISTRIBUIÇÃO DE ÁGUA
DETALHE DE NÓS (ANO 2025)

ESCALA:	FOLHA:	Nº CESAN	REV:
SEM ESCALA	04/17	C-045-000-80-5-XX-0553	02

ESTE DESENHO É PROPRIEDADE DA COMPANHIA ESPÍRITO SANTENSE DE SANEAMENTO – CESAN E NÃO PODE SER COPIADO SEM SUA AUTORIZAÇÃO.